



Welcome

Barbara Fain, JD, MPP

Betsy Lehman Center for Patient Safety




**BETSY
LEHMAN
CENTER**
for Patient Safety

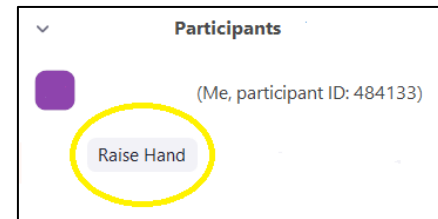
Tech support

- All attendees are **muted** automatically.
- Direct message **Alex Zhang** via chat message if you need technical support.
- To ask a question about a presentation, please:

Use the chat feature
(bottom panel)



Or raise your hand
(below participant list)



You can find this info on the right hand of your screen during the whole presentation →

About these town halls

The information shared during these town halls includes examples of how Massachusetts pregnancy care providers are responding to COVID-19. We understand that individual providers are working with different sets of resources and constraints. As such, some of the information presented may not be universally applicable and should be adapted to fit your local needs.

This is a rapidly evolving public health situation, so we encourage you to keep informed of the most up-to-date state and federal guidance when developing your internal protocols.

Supporting clinicians and staff

In addition to heightened risk of physical illness, clinicians and staff on the front lines of patient care also may be coping with stress and anxiety.

Take care of your mental health using the resources available. **Check in with your colleagues when you can and reach out for help if you need it.**

BetsyLehmanCenterMA.gov/COVIDPeerSupport

Resources available for free online

[Tips for emergency responders on taking care of yourself](#), CDC

[Holistic stress management](#), American Holistic Nurses Association

[Coping with fatigue, fear, and panic](#), Harvard Business Review

[Managing stress in crisis response](#), SAMHSA

[Managing health care workers' stress](#), National Center for PTSD

[Supporting employees during traumatic events](#), Magellan Health

[Relaxation toolkit](#), Navy and Marine Corps Public Health Center

[“Virtual Hope Box” app](#), Center for Telehealth & Technology

[Coronavirus sanity guide](#), Ten Percent Happier

more at BetsyLehmanCenterMA.gov/COVIDPeerSupport



Welcome

Ronald Iverson, MD, MPH

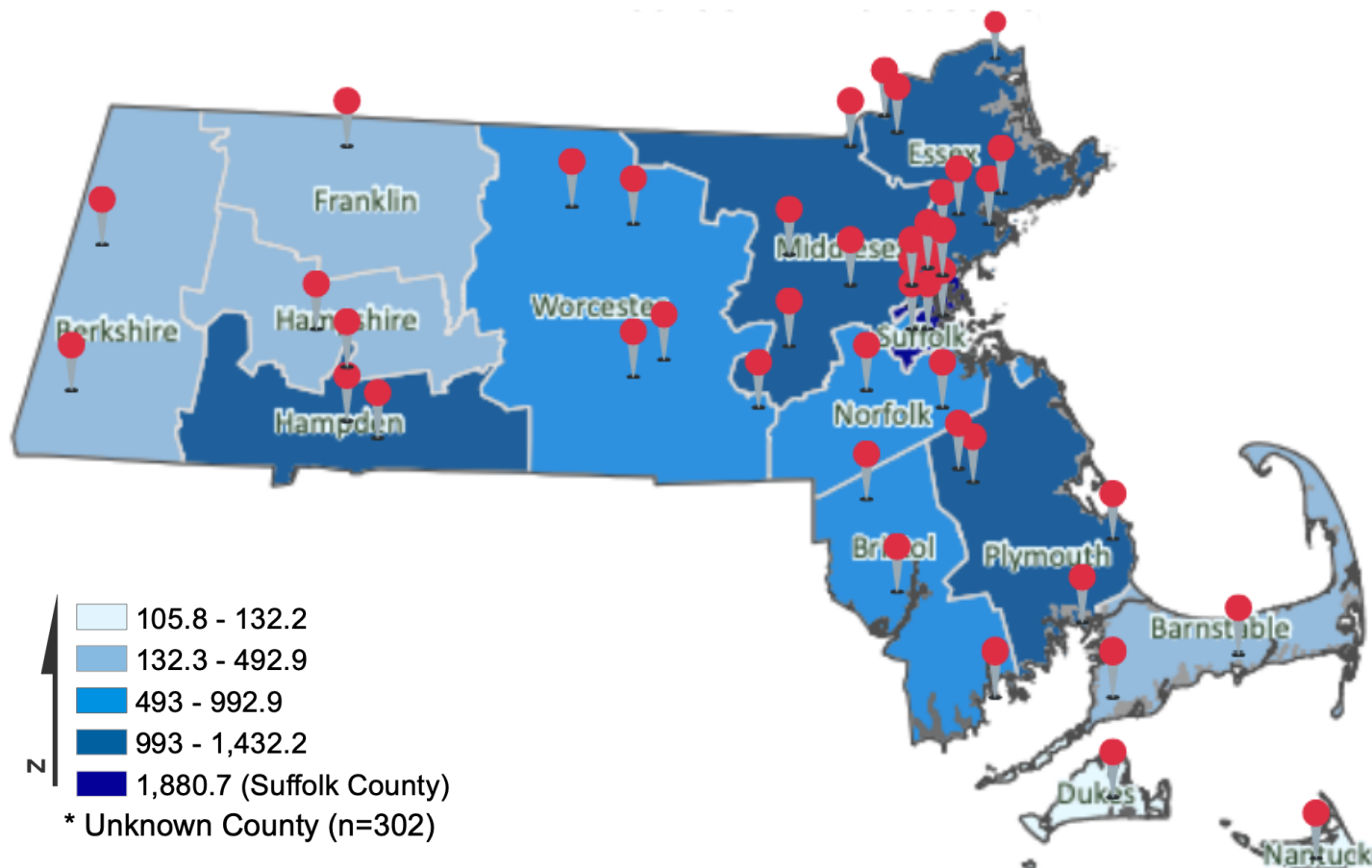
*Co-Chair, PNQIN MPQC
Boston Medical Center*



Massachusetts Department of Public Health COVID-19 Dashboard - Sunday, May 10, 2020

Prevalence by County

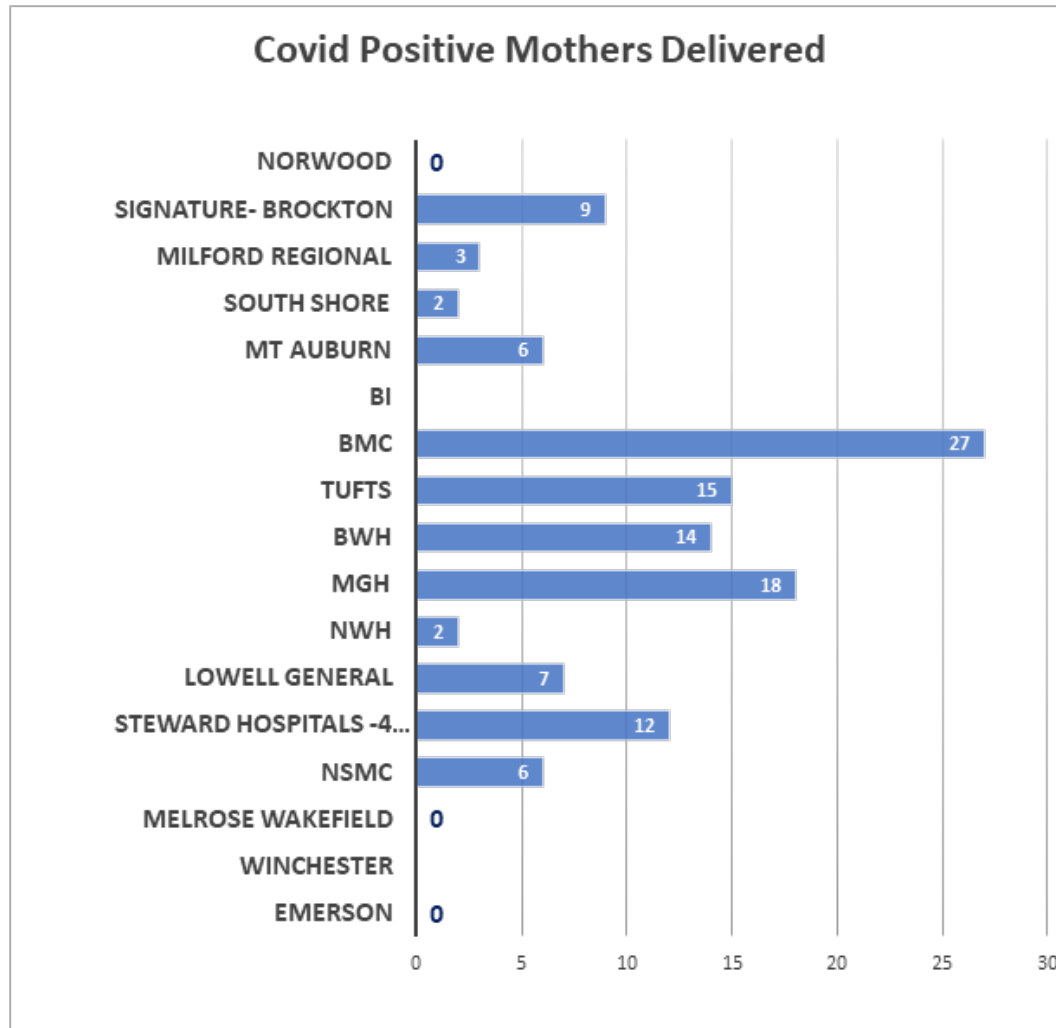
Rate (per 100,000) of Confirmed COVID-19 Cases by County (n=77,793)*



Data Sources: COVID-19 Data provided by the Bureau of Infectious Disease and Laboratory Sciences; Map created by the Office of Population Health; County Population Estimates 2011-2018: Small Area Population Estimates 2011-2020, version 2018, Massachusetts Department of Public Health, Bureau of Environmental Health
Note: All data are cumulative and current as of 10:00 am on the date at the top of the page.

Source: <https://www.mass.gov/doc/covid-19-dashboard-may-10-2020/download>

MA Perinatal Team – COVID-Pos Deliveries



- COVID-19- focused calls with Nurse Directors, Managers, Educators on Fridays from 9 - 10 am
- Typically meet 3rd Friday of the month from 9 - 11 am to discuss/ share perinatal issues at Winchester Hospital (conference line available to call-in remotely)

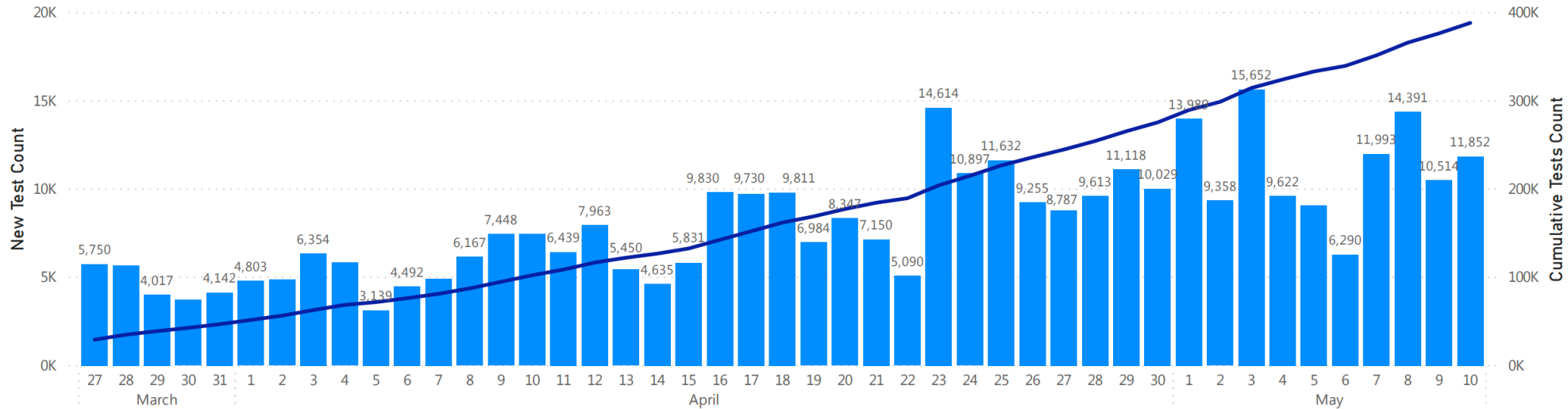




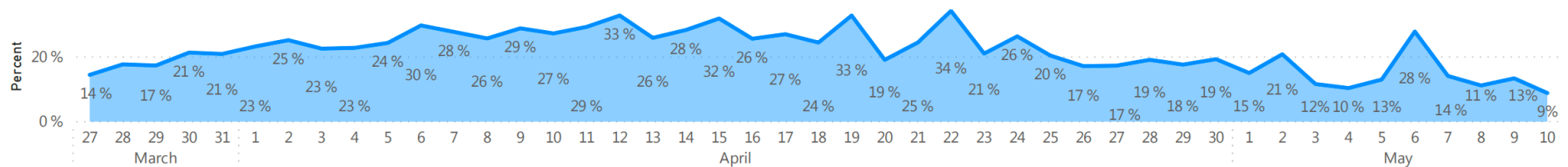
Testing by Date

Number of Tests* Performed by Date

● New Tests Performed by Date ● Cumulative Tests Performed by Date



Percent of Tests* that are Positive by Date



Data Sources: COVID-19 Data provided by the Bureau of Infectious Disease and Laboratory Sciences; Tables and Figures created by the Office of Population Health.

Note: all data are cumulative and current as of 10:00am on the date at the top of the page; *The on-site mobile testing (nursing homes, assisted living residence, etc.) program launched as a pilot on 3/31, increasing daily capacity throughout the first week of April, and began testing at full facilities on April 9th.



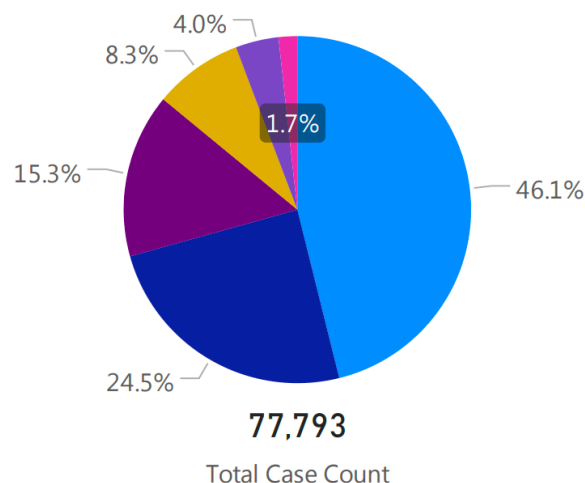
Cases, Hospitalizations, & Deaths by Race/Ethnicity

The following caveats apply to these data:

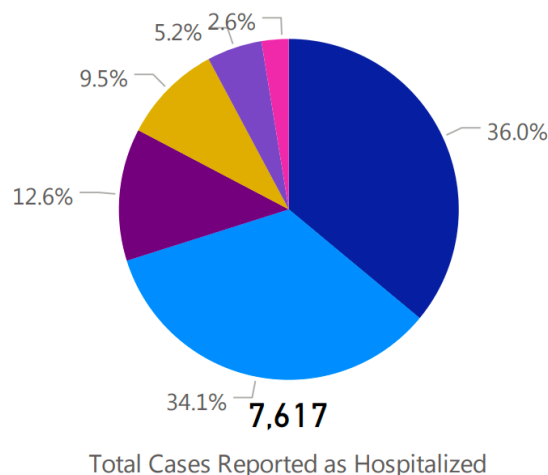
1. Information on race and ethnicity is collected and reported by laboratories, healthcare providers and local boards of health and may or may not reflect self-report by the individual case.
2. If no information is provided by any reporter on a case's race or ethnicity, DPH classifies it as missing.
3. A classification of unknown indicates the reporter did not know the race and ethnicity of the individual, the individual refused to provide information, or that the originating system does not capture the information.
4. Other indicates multiple races or that the originating system does not capture the information.

Note: COVID-19 testing is currently conducted by dozens of private labs, hospitals, and other partners and the Department of Public Health is working with these organizations and to improve data reporting by race and ethnicity, to better understand where, and on whom, the burden of illness is falling so the Commonwealth can respond more effectively. On 4/8, the Commissioner of Public Health issued an Order related to collecting complete demographic information for all confirmed and suspected COVID-19 patients.

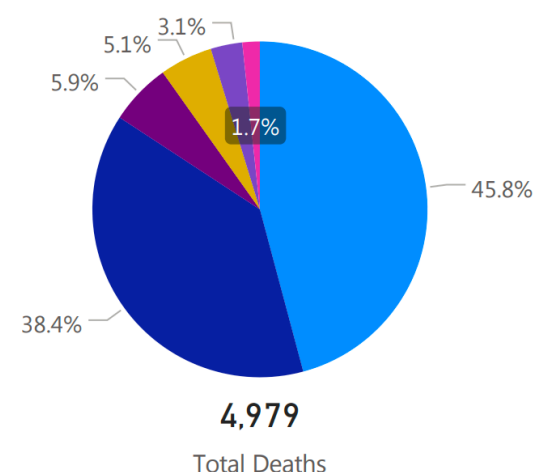
Cases by Race/Ethnicity



Cases Reported as Hospitalized* by Race/Ethnicity



Deaths by Race/Ethnicity



● Hispanic ● Non-Hispanic Asian ● Non-Hispanic Black/African American ● Non-Hispanic Other ● Non-Hispanic White ● Unknown/Missing

Data Sources: COVID-19 Data provided by the Bureau of Infectious Disease and Laboratory Sciences and the Registry of Vital Records and Statistics; Demographic data on hospitalized patients collected retrospectively; analysis does not include all hospitalized patients and may not add up to data totals from hospital survey; Tables and Figures created by the Office of Population Health.

Note: all data are cumulative and current as of 10:00am on the date at the top of the page; *Hospitalization refers to status at any point in time, not necessarily the current status of the patient/demographic data on hospitalized patients collected retrospectively; analysis does not include all hospitalized patients and may not add up to data totals from hospital surveys