









STAY SAFE!

A guide to wearing personal protective equipment (PPE)



Putting on PPE "Donning"

Put on PPE before you enter the home or before you enter someone's room in a facility. You won't always need all of the PPE shown here.

-  Clean hands
for at least 20 seconds
-  Gown or jumpsuit
-  Head covering
-  Facemask or respirator
Cover the nose and chin
-  Eye protection
Face shield or goggles
-  Shoe coverings
-  Clean hands
for at least 20 seconds
-  Gloves
Cover the wrists of your gown

Taking off PPE "Doffing"

Take PPE off in this order to be safe.

-  Gloves
Don't touch the outside
-  Gown or jumpsuit
Don't touch the outside
-  Clean hands
for at least 20 seconds
-  Eye protection
Don't touch the front
-  Head and shoe coverings
-  Hand sanitizer
At least 20 seconds
-  Facemask or respirator
Don't touch the front
-  Clean hands
for at least 20 seconds

