





# STAY SAFE!

## A guide to wearing personal protective equipment (PPE) in home care



### Putting on PPE "Donning"

Put on PPE before you enter the home or before you enter someone's room in a facility. You won't always need all of the PPE shown here.

-  **1** Hand sanitizer  
*At least 20 seconds*
-  **2** Gown or jumpsuit
-  **3** Head covering
-  **4** Facemask or respirator  
*Cover the nose and chin*
-  **5** Eye protection  
*Face shield or goggles*
-  **6** Shoe coverings
-  **7** Hand sanitizer  
*At least 20 seconds*
-  **8** Gloves  
*Cover the wrists of your gown*

### Taking off PPE "Doffing"

This should be done outside the residence or room.

-  **1** Gloves  
*Don't touch the outside*
-  **2** Gown or jumpsuit  
*Don't touch the outside*
-  **3** Hand sanitizer  
*At least 20 seconds*
-  **4** Eye protection  
*Don't touch the front*
-  **5** Head and shoe coverings
-  **6** Hand sanitizer  
*At least 20 seconds*
-  **7** Facemask or respirator  
*Don't touch the front*
-  **8** Hand sanitizer  
*At least 20 seconds*

