



The Path Forward: PNQIN's Commitment to Health Equity

Audra Meadows, MD, MPH

Co-Chair, PNQIN MPQC

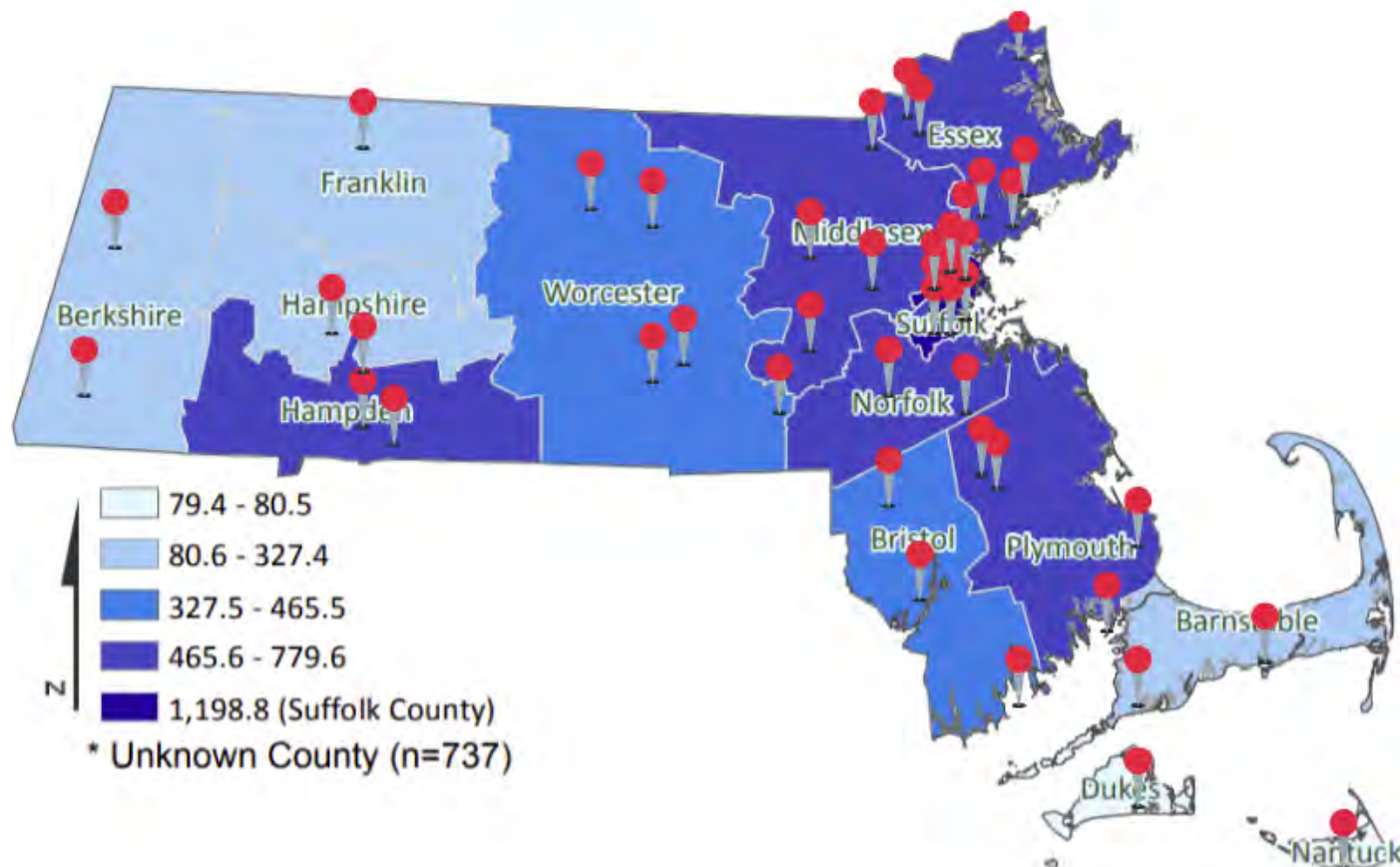
Brigham & Women's Hospital



Massachusetts Department of Public Health COVID-19 Dashboard - Thursday, April 23, 2020

Prevalence by County

Rate (per 100,000) of Confirmed COVID-19 Cases by County (n=46,023)*



Data Sources: COVID-19 Data provided by the Bureau of Infectious Disease and Laboratory Sciences; Map created by the Office of Population Health; County Population Estimates 2011-2018: Small Area Population Estimates 2011-2020, version 2018, Massachusetts Department of Public Health, Bureau of Environmental Health; Note: All data are cumulative and current as of 10:00 am on the date at the top of the page.

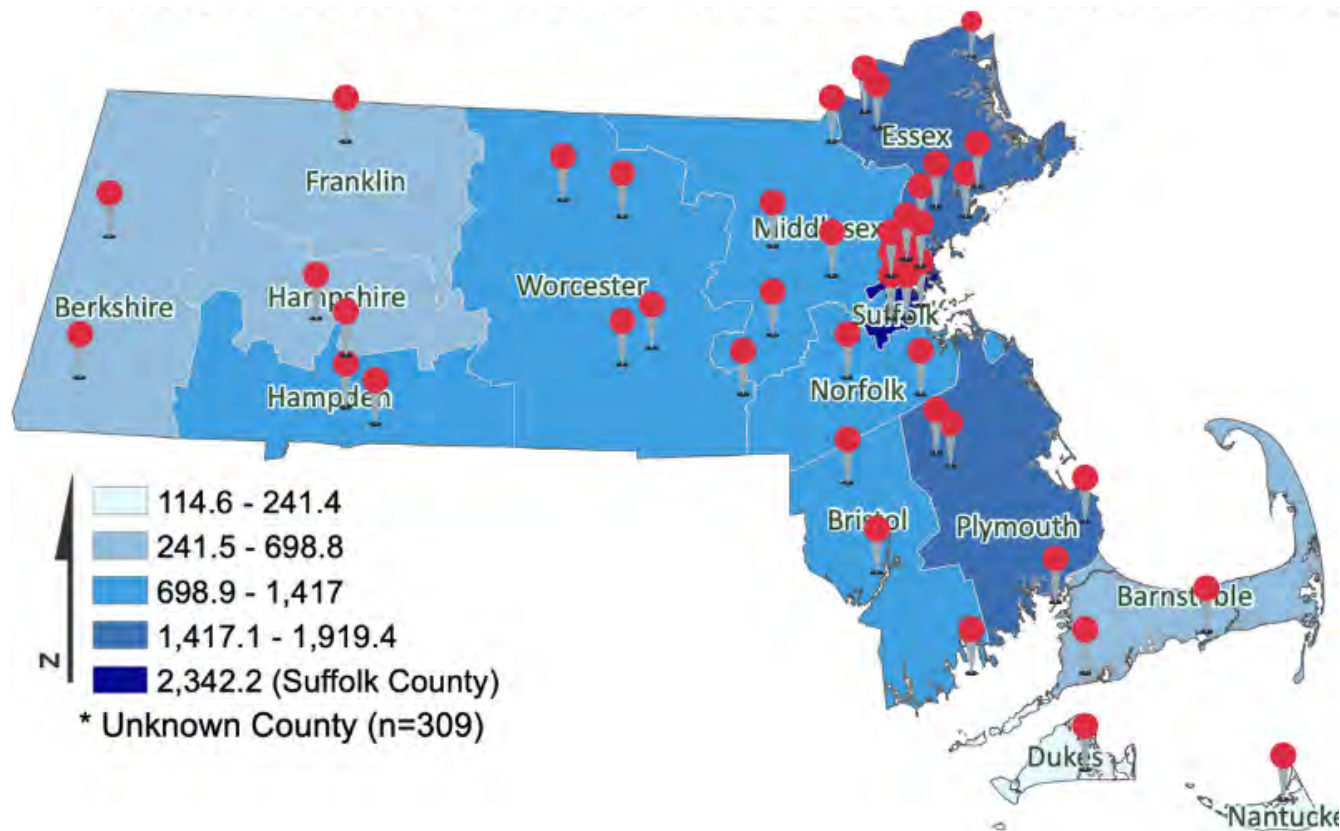
Source: <https://www.mass.gov/doc/covid-19-dashboard-april-23-2020/download>



Massachusetts Department of Public Health COVID-19 Dashboard - Monday, June 8, 2020

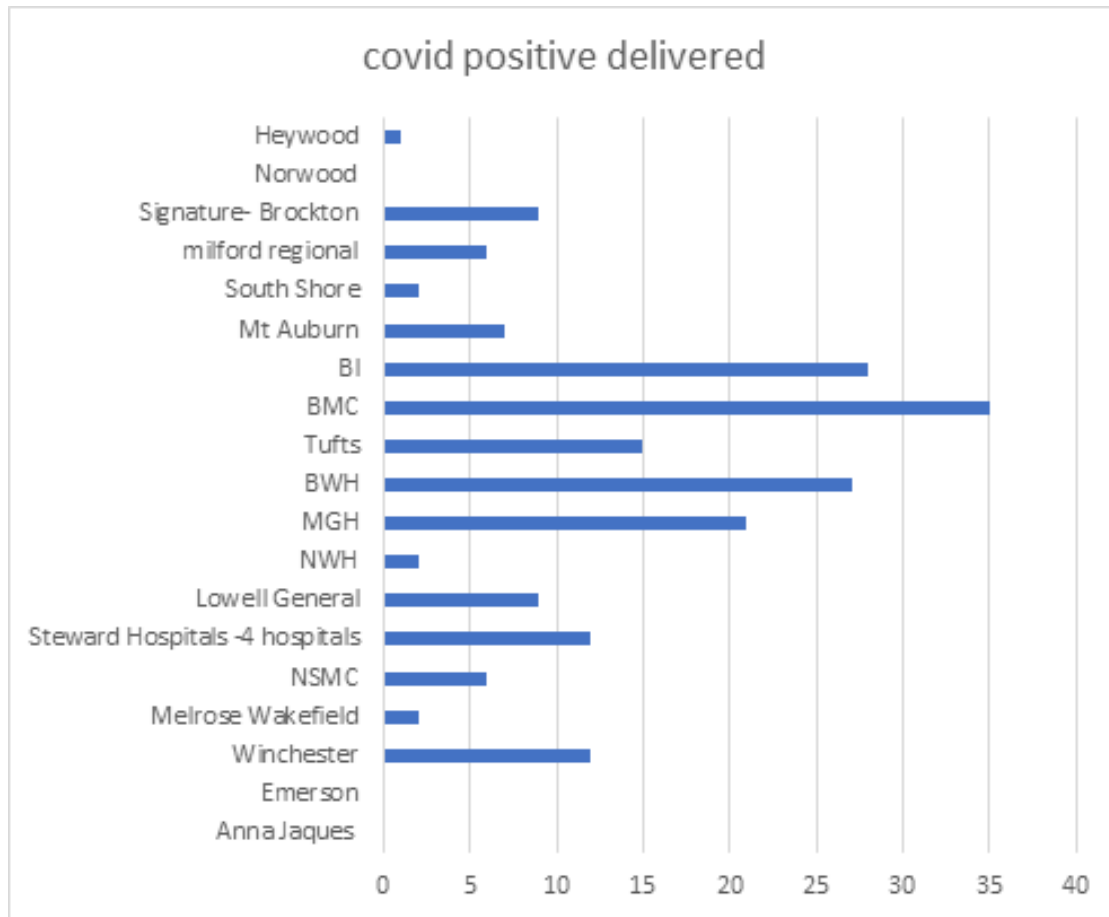
Prevalence by County

Rate (per 100,000) of Total COVID-19 Cases by County (n=103,626)*



Data Sources: COVID-19 Data provided by the Bureau of Infectious Disease and Laboratory Sciences; Map created by the Office of Population Health; County Population Estimates 2011-2018: Small Area Population Estimates 2011-2020, version 2018, Massachusetts Department of Public Health, Bureau of Environmental Health;
Note: All data are cumulative and current as of 10:00 am on the date at the top of the page.

MA Perinatal Team – COVID-Pos Deliveries



- COVID-19- focused calls with Nurse Directors, Managers, Educators on Fridays from 9 - 10 am
- Typically meet 3rd Friday of the month from 9 - 11 am to discuss/ share perinatal issues at Winchester Hospital (conference line available to call-in remotely)





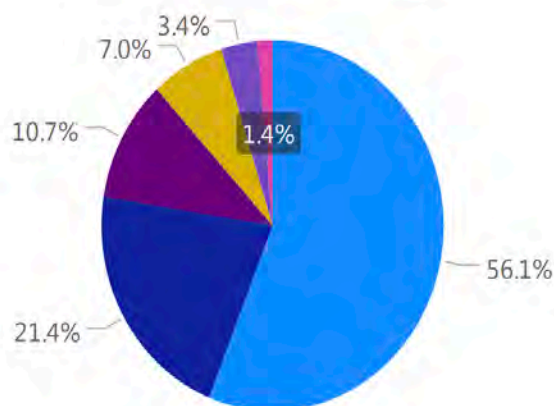
Cases, Hospitalizations, & Deaths by Race/Ethnicity

The following caveats apply to these data:

1. Information on race and ethnicity is collected and reported by laboratories, healthcare providers and local boards of health and may or may not reflect self-report by the individual case.
2. If no information is provided by any reporter on a case's race or ethnicity, DPH classifies it as missing.
3. A classification of unknown indicates the reporter did not know the race and ethnicity of the individual, the individual refused to provide information, or that the originating system does not capture the information.
4. Other indicates multiple races or that the originating system does not capture the information.

Note: COVID-19 testing is currently conducted by dozens of private labs, hospitals, and other partners and the Department of Public Health is working with these organizations and to improve data reporting by race and ethnicity, to better understand where, and on whom, the burden of illness is falling so the Commonwealth can respond more effectively. On 4/8, the Commissioner of Public Health issued an Order related to collecting complete demographic information for all confirmed and suspected COVID-19 patients.

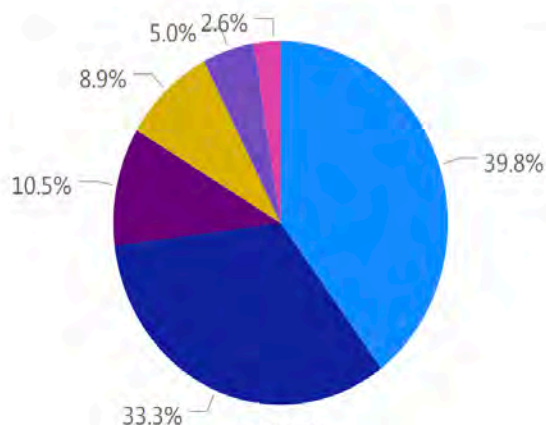
Cases by Race/Ethnicity



46,023

Total Case Count

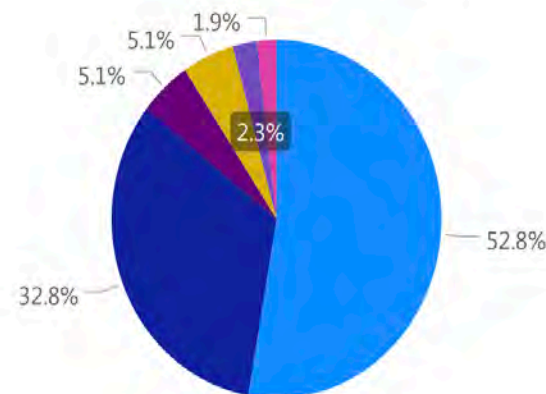
Cases Reported as Hospitalized* by Race/Ethnicity



4,493

Total Cases Reported as Hospitalized

Deaths by Race/Ethnicity



2,360

Total Deaths

● Hispanic ● Non-Hispanic Asian ● Non-Hispanic Black/African American ● Non-Hispanic Other ● Non-Hispanic White ● Unknown/Missing

Data Sources: COVID-19 Data provided by the Bureau of Infectious Disease and Laboratory Sciences and the Registry of Vital Records and Statistics; Demographic data on hospitalized patients collected retrospectively; analysis does not include all hospitalized patients and may not add up to data totals from hospital survey; Tables and Figures created by the Office of Population Health.

Note: all data are cumulative and current as of 10:00am on the date at the top of the page; *Hospitalization refers to status at any point in time, not necessarily the current status of the patient/demographic data on hospitalized patients collected retrospectively; analysis does not include all hospitalized patients and may not add up to data totals from hospital surveys



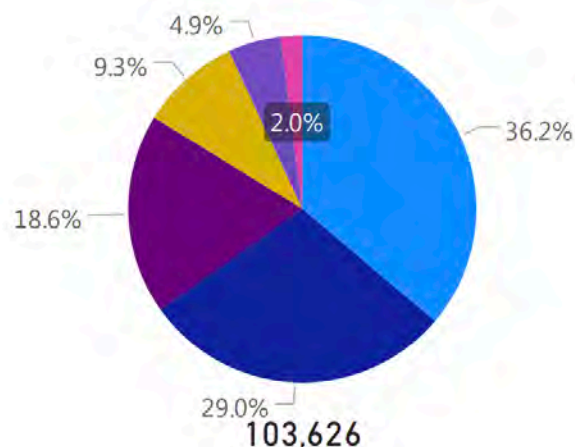
Cases, Hospitalizations, & Deaths by Race/Ethnicity

The following caveats apply to these data:

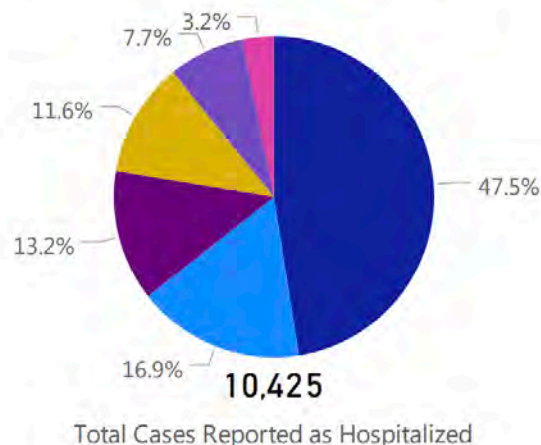
1. Information on race and ethnicity is collected and reported by laboratories, healthcare providers and local boards of health and may or may not reflect self-report by the individual case.
2. If no information is provided by any reporter on a case's race or ethnicity, DPH classifies it as missing.
3. A classification of unknown indicates the reporter did not know the race and ethnicity of the individual, the individual refused to provide information, or that the originating system does not capture the information.
4. Other indicates multiple races or that the originating system does not capture the information.

Note: COVID-19 testing is currently conducted by dozens of private labs, hospitals, and other partners and the Department of Public Health is working with these organizations and to improve data reporting by race and ethnicity, to better understand where, and on whom, the burden of illness is falling so the Commonwealth can respond more effectively. On 4/8, the Commissioner of Public Health issued an Order related to collecting complete demographic information for all confirmed and suspected COVID-19 patients.

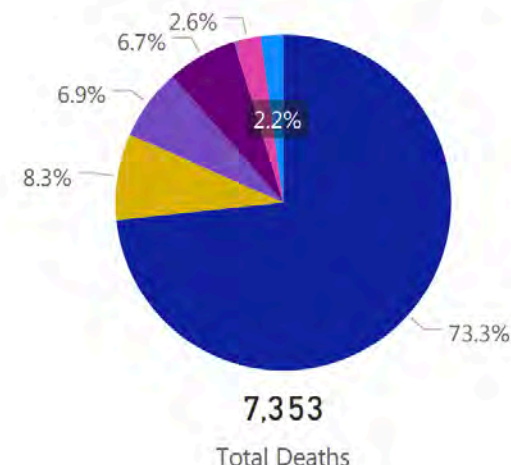
Total Cases by Race/Ethnicity



Total Cases Reported as Hospitalized* by Race/Ethnicity



Total Deaths by Race/Ethnicity



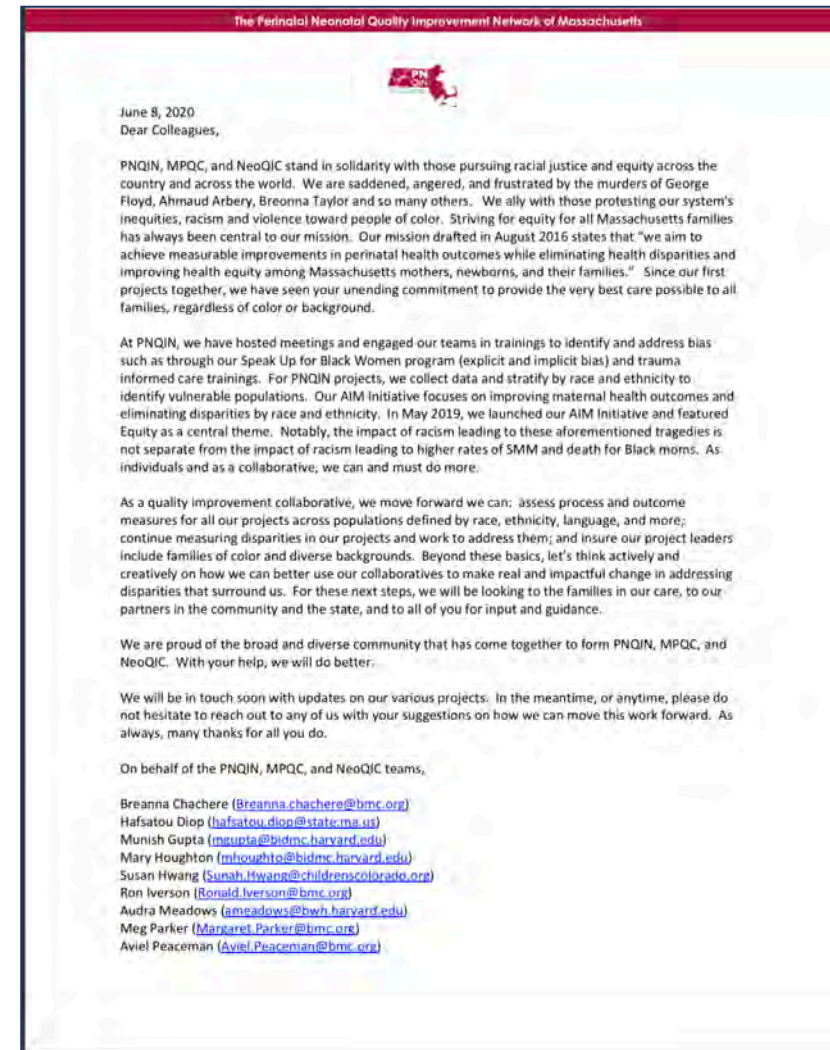
● Hispanic ● Non-Hispanic Asian ● Non-Hispanic Black/African American ● Non-Hispanic Other ● Non-Hispanic White ● Unknown/Missing

Data Sources: COVID-19 Data provided by the Bureau of Infectious Disease and Laboratory Sciences and the Registry of Vital Records and Statistics; Demographic data on hospitalized patients collected retrospectively; analysis does not include all hospitalized patients and may not add up to data totals from hospital survey; Tables and Figures created by the Office of Population Health.

Note: all data are cumulative and current as of 10:00am on the date at the top of the page; *Hospitalization refers to status at any point in time, not necessarily the current status of the patient/demographic data on hospitalized patients collected retrospectively; analysis does not include all hospitalized patients and may not add up to data totals from hospital surveys. Includes both probable and confirmed cases.

PNQIN Mission Statement (Drafted Aug 2016)

Through open sharing of data and promotion of best practices, PNQIN will achieve measurable improvements in perinatal health outcomes while reducing health disparities and improving health equity among Massachusetts mothers, newborns, and their families.



PNQIN's Commitment to Equity

- AIM Initiative Kick-Off Meeting (May 21, 2019)
 - Featured Equity Panel
 - Equity Lens Across All Bundles
- Speak Up for Black Women (March 6, 2020)
 - Dr. Debra Bingham, Institute for Perinatal Quality Improvement
 - Implicit and Explicit Bias
 - 32 Institutions Represented
- Trauma Informed Care Trainings
- Plan for 2020-2022, Implementation of the Reduction of Peripartum Racial/Ethnic Disparities AIM Bundle

